

FTM 160/4

UNDERFLOOR HEATING

PRODUCT-NO.: 205678

The perfectly sized supplement to your heating system

Do you want to heat more conveniently? Then use these thin-bed heating mats to supplement your existing heating system. Thanks to their low installed height, they are straightforward for your installer to fit. Their high heating output warms the floor very quickly – so you don't have to wait long to feel the pleasant warmth underfoot.

Convenient system combinations

The heating mats are suitable for new buildings as well as for modernisation projects. So no matter which heating system you have chosen, you can integrate these heating mats without any problems. They are also flexible when it comes to the floor surface. They can even be laid in the bathroom.

The main features



Suitable for all floor surfaces

High heating output for fast heat-up


Even temperature distribution across the floor

Particularly easy to design and install thanks to self-adhesive mesh fabric


Suitable for new build and modernisation thanks to low installed height

**FTM 160/1**


Product-No.: 205673

**FTM 160/1.5**


Product-No.: 205674

**FTM 160/2**


Product-No.: 205675

**FTM 160/2.5**


Product-No.: 205676

**FTM 160/3**


Product-No.: 205677

**FTM 160/5**

Product-No.: 205679


**FTM 160/6**

Product-No.: 205680




FTM 160/7

Product-No.: 205681



FTM 160/8


Product-No.: 205682



Type	FTM 160/1	FTM 160/1.5	FTM 160/2
Part no.	205673	205674	205675

Technical data


Power supply	1/N/PE ~ 230 V	1/N/PE ~ 230 V	1/N/PE ~ 230 V
Connected load	160 W	240 W	320 W
Area-specific output	160 W/m ²	160 W/m ²	160 W/m ²
Heat conductor load	14 W/m	14 W/m	14 W/m
IP rating	IP X7	IP X7	IP X7
Surface area	1.00 m ²	1.50 m ²	2.00 m ²
Length	2 m	3 m	4 m
Strength	3 mm	3 mm	3 mm
Width	500 mm	500 mm	500 mm



Type	FTM 160/2.5	FTM 160/3	FTM 160/4
Part no.	205676	205677	205678

Technical data


Power supply	1/N/PE ~ 230 V	1/N/PE ~ 230 V	1/N/PE ~ 230 V
Connected load	400 W	480 W	640 W
Area-specific output	160 W/m ²	160 W/m ²	160 W/m ²
Heat conductor load	14 W/m	14 W/m	14 W/m
IP rating	IP X7	IP X7	IP X7
Surface area	2.50 m ²	3.00 m ²	4.00 m ²
Length	5 m	6 m	8 m
Strength	3 mm	3 mm	3 mm
Width	500 mm	500 mm	500 mm



Type	FTM 160/5	FTM 160/6	FTM 160/7
Part no.	205679	205680	205681

Technical data

Power supply	1/N/PE ~ 230 V	1/N/PE ~ 230 V	1/N/PE ~ 230 V
Connected load	800 W	960 W	1120 W
Area-specific output	160 W/m ²	160 W/m ²	160 W/m ²
Heat conductor load	14 W/m	14 W/m	14 W/m
IP rating	IP X7	IP X7	IP X7
Surface area	5.00 m ²	6.00 m ²	7.00 m ²
Length	10 m	12 m	14 m
Strength	3 mm	3 mm	3 mm
Width	500 mm	500 mm	500 mm



Type	FTM 160/8
Part no.	205682

Technical data

Power supply	1/N/PE ~ 230 V
Connected load	1280 W
Area-specific output	160 W/m ²
Heat conductor load	14 W/m
IP rating	IP X7
Surface area	8.00 m ²
Length	16 m
Strength	3 mm
Width	500 mm

Contact information

You have questions? We appreciate to help you:

SALES HOTLINE

+91 2067 48 0928

SERVICE HOTLINE

+91 2067 48 0909

Write an email to sales@stiebel-eltron.in

Installation information

Please ask your local power supply utility or a registered electrician to install appliances that are not fully wired, i.e. ready to plug in. The electrician should also be able to assist you with obtaining the agreement of the respective power supply utility required for the appliance installation.